

NEW HORIZON COLLEGE , MARATHALLI

STUDENT SATISFACTION SURVEY REPORT 2023-24

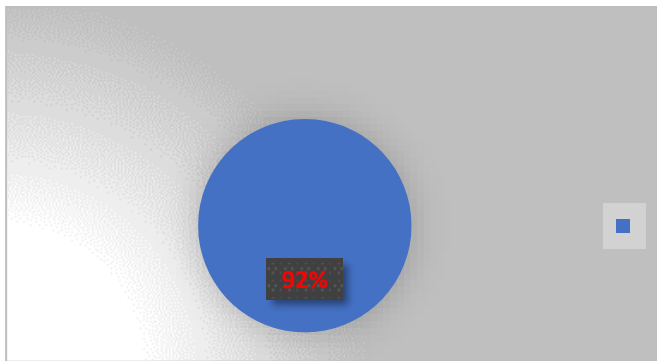
The institution conducted a Student Satisfaction Survey in the months of April/ May 2023. This questionnaire of the survey was prepared by the IQAC to understand the effectiveness of the teaching and learning process in the institution. The survey was conducted through physical distribution of questionnaires in the class. Total 1577 students' responses were collected to accomplish this survey.

Analysis and the findings:

The responses collected from students were fed to an excel sheet designed for the analysis by the team. The responses were analyzed by a team of teachers. The question wise outcome of the results is presented below:

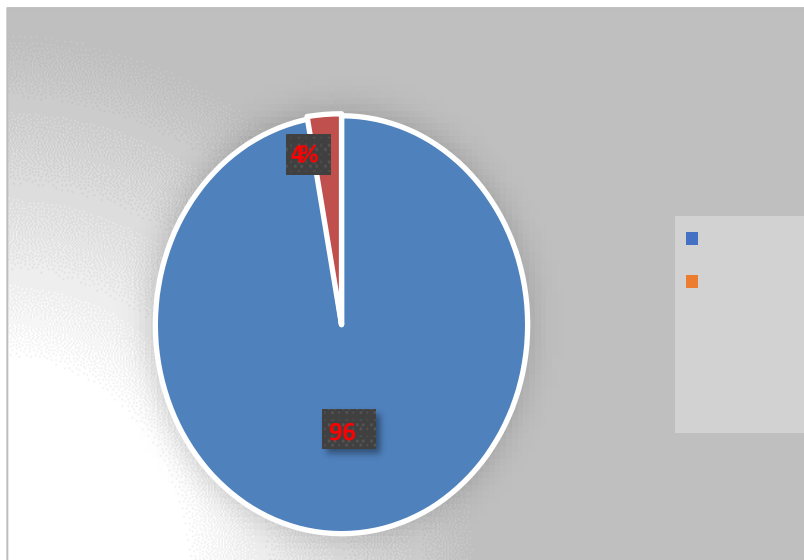
1. How much of the curriculum was covered in the class?

1	85% to 100%	1577
2	70% to 84%	0
3	55% to 69%	0
4	30% to 54%	0
5	below 30%	0



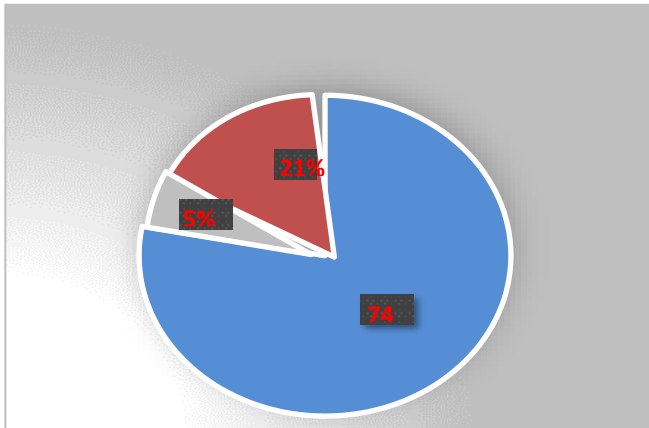
2.Preparation Level of teachers for the class.

1	Excellent	1513
2	Very Good	64
3	Good	0
4	Satisfactory	0
5	Un Satisfactory	0



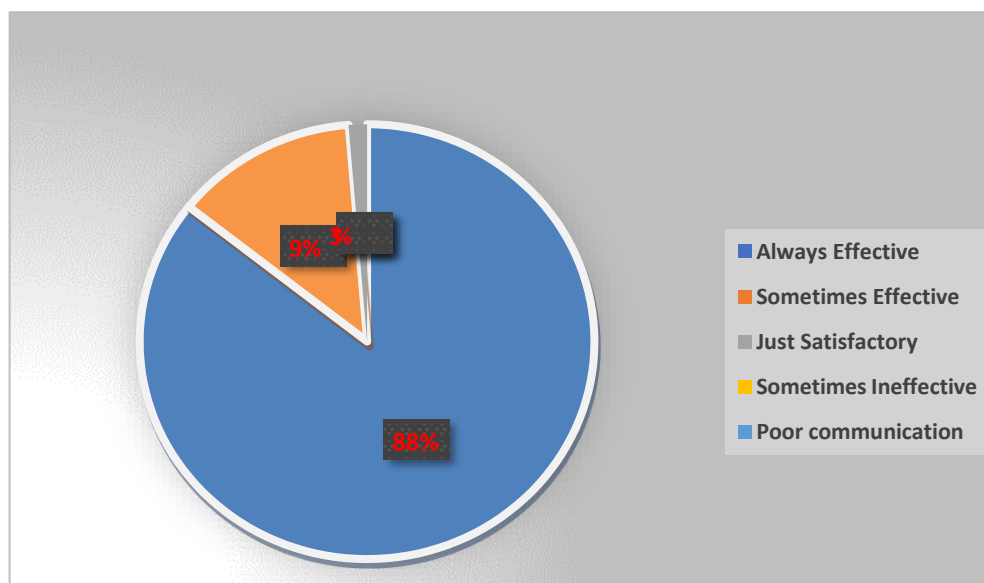
3.How effective were the teachers in communication?

1	Always Effective	1167
2	Sometimes Effective	331
3	Just Satisfactory	79
4	Sometimes Ineffective	0
5	Poor communication	0

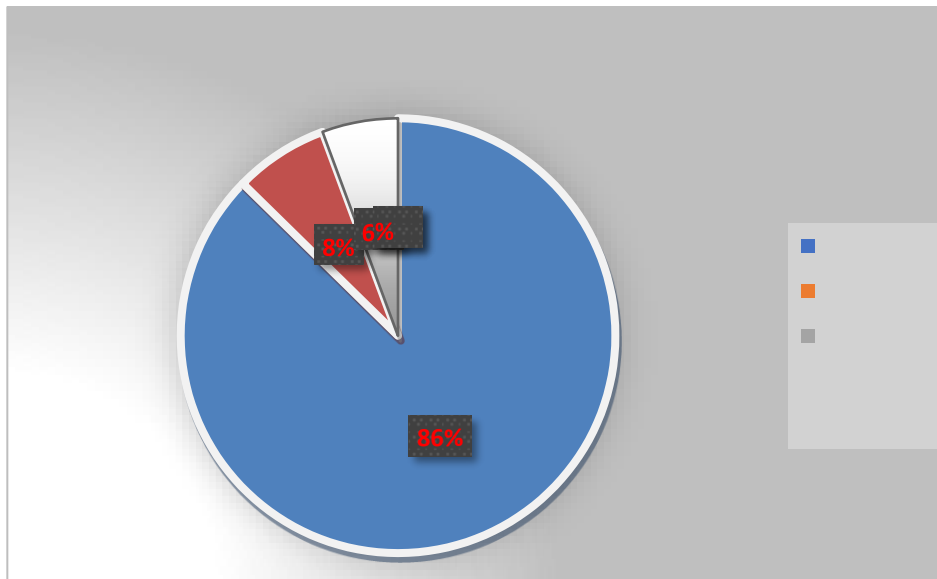


4. Standards of Internal Evaluation Process by the Teachers.

1	Always Effective	1388
2	Sometimes Effective	142
3	Just Satisfactory	47
4	Sometimes Ineffective	0
5	Poor communication	0



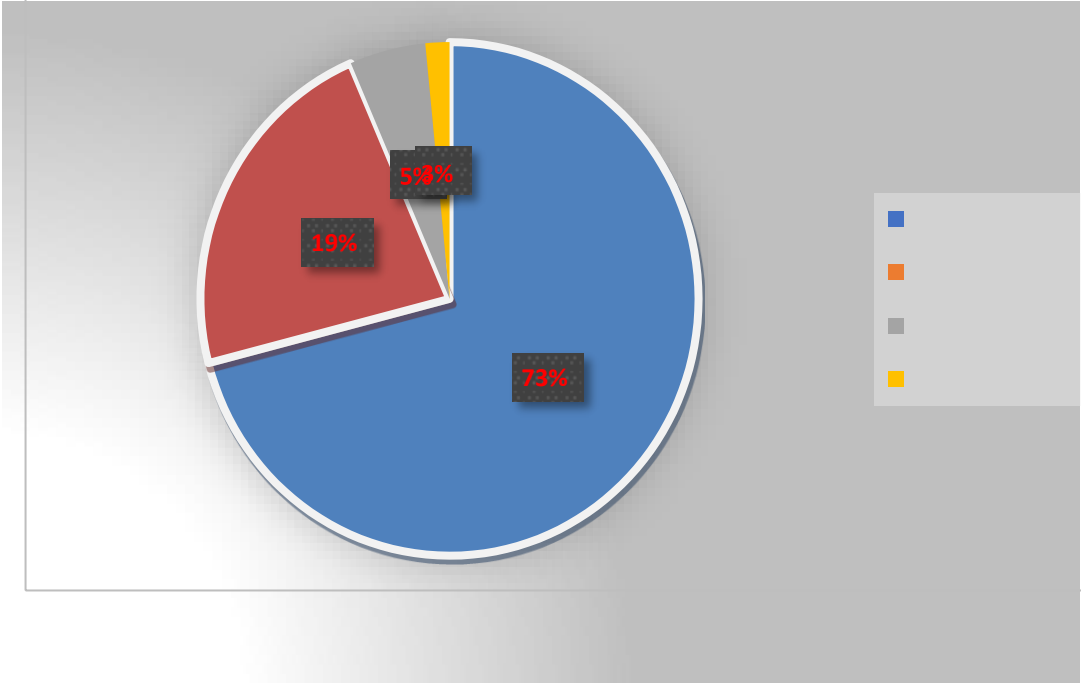
5. How best was the teaching method executed in classes?



1	Outstanding	1357
2	Excellent	126
3	Very Good	94
4	Good	0
5	Average	0

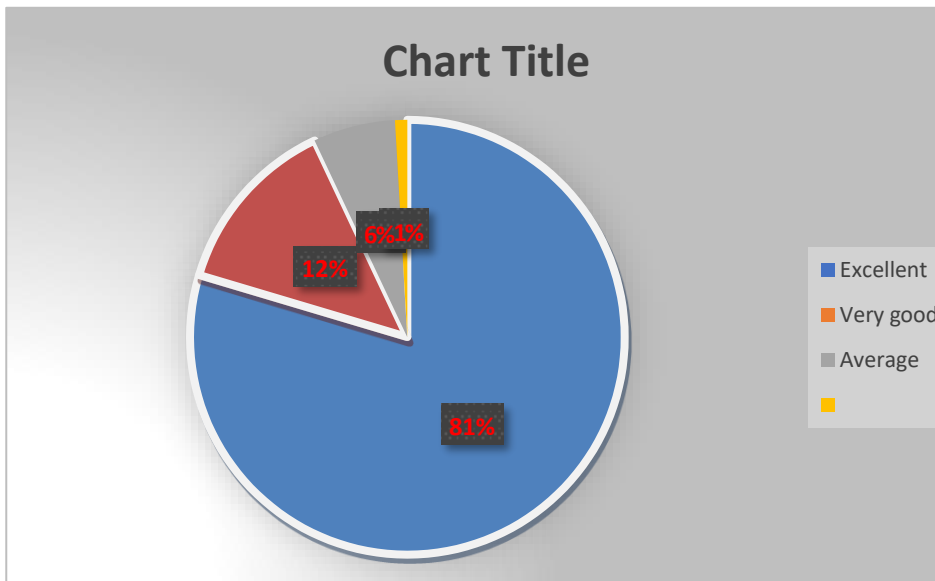
6.How do you rate regular classes conducted?

1	Most productive	1152
2	Productive	299
3	Average	79
4	Below Average	47



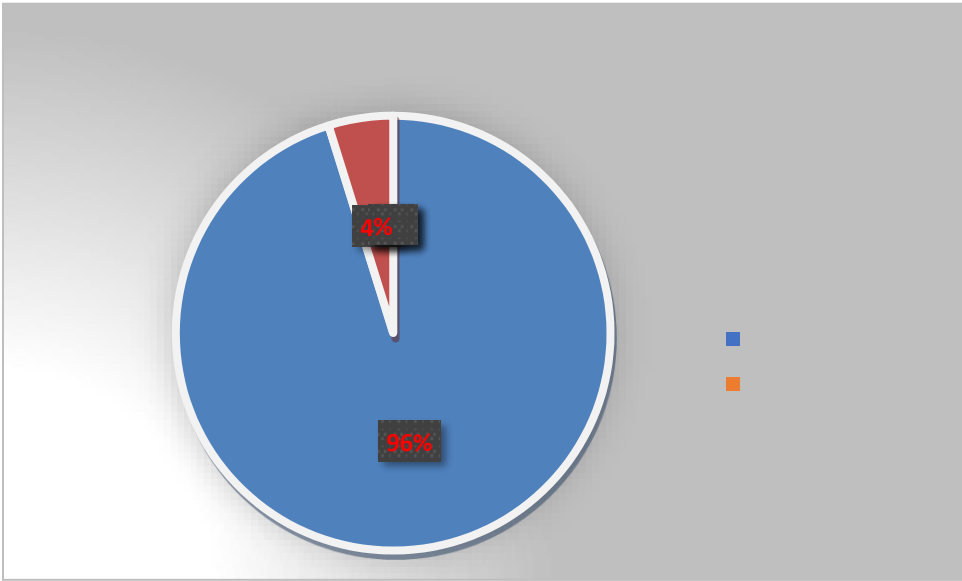
7. Effectiveness of ICT Tools in teaching and learning.

1	Excellent	1277
2	Very good	189
3	Good	95
4	Average	16



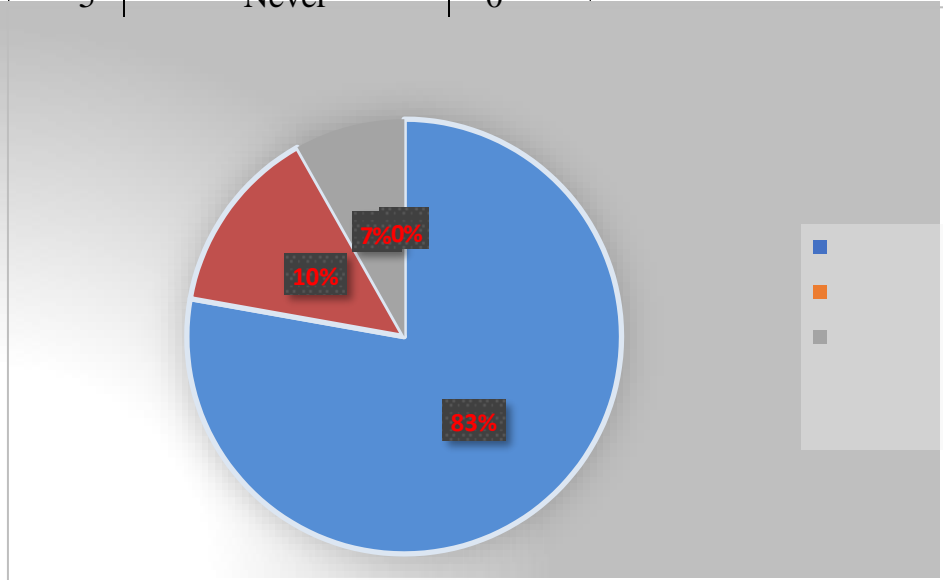
8. Were you given a review on your assignments?

1	Every time	1514
2	Usually	63
3	Occasionally	0
4	Rarely	0
5	Never	0



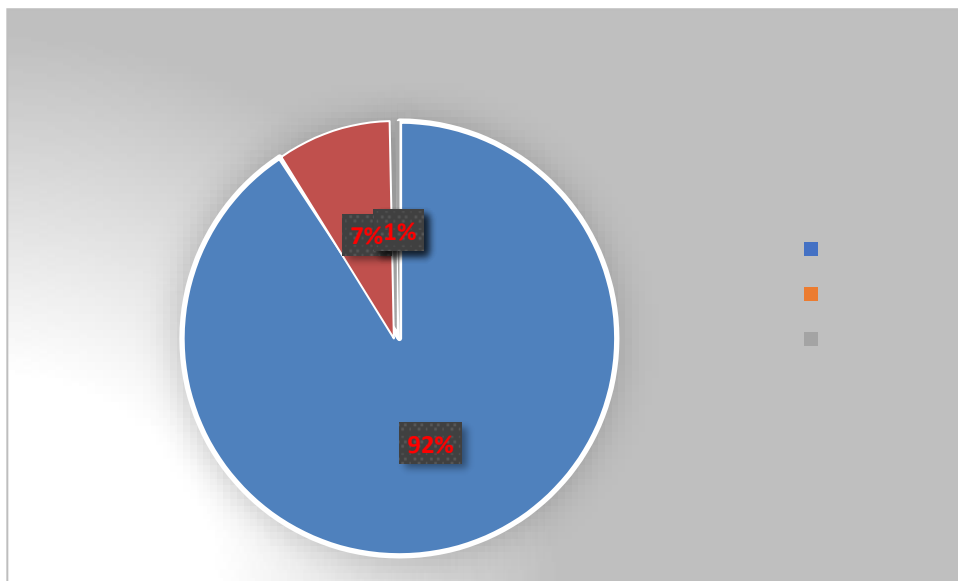
9. Does the Institute encourage you to be a part of Outreach programs?

1	Regular	1308
2	Often	159
3	Sometimes	110
4	Rarely	0
5	Never	0



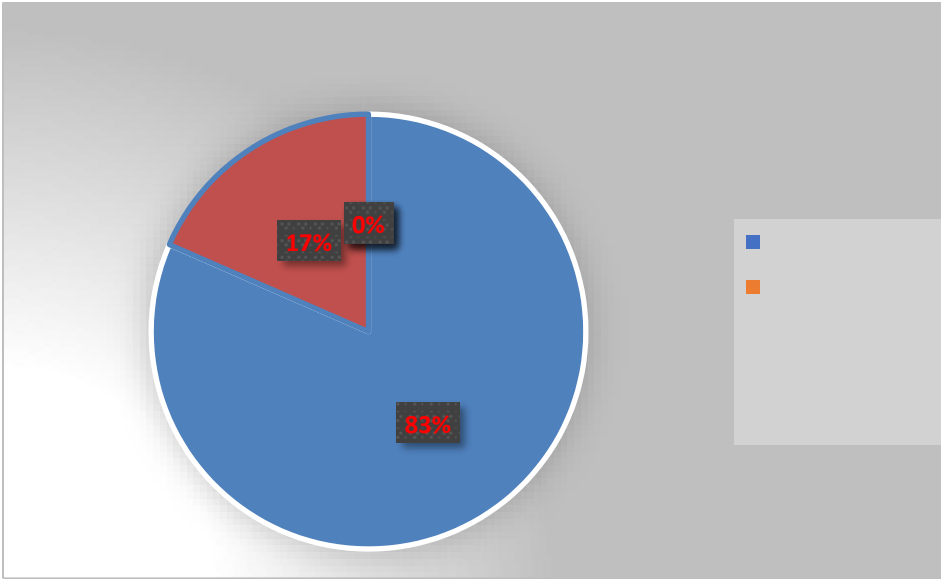
10. Does the teaching and mentoring process in the institution facilitate on intellectual development?

1	Significantly	1451
2	Very well	110
3	Moderately	16
4	Marginally	0
5	Not at all	0



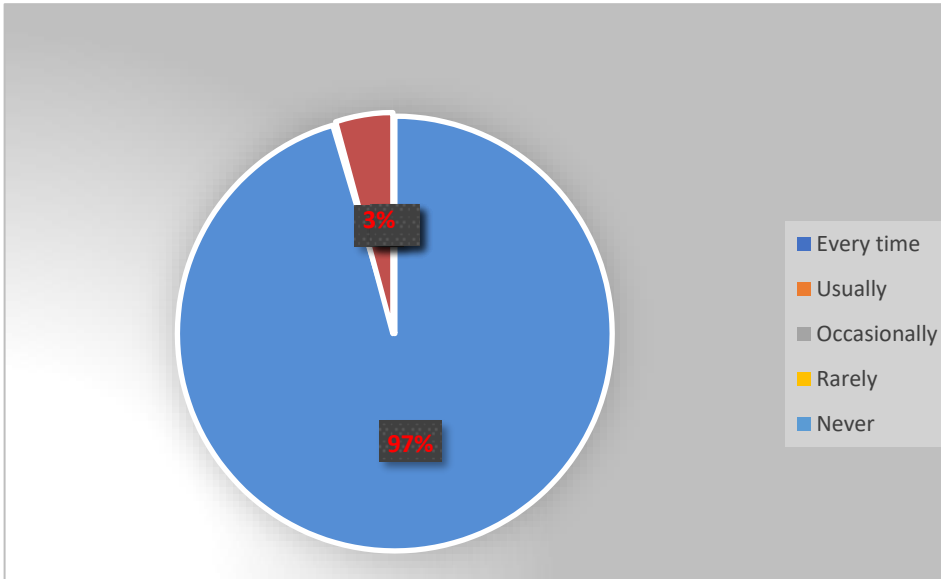
11. Does the Institute provide opportunities to be career-ready?

1	Strongly Agree	1309
2	Agree	268
3	Neutral	0
4	Disagree	0
5	Strongly Disagree	0



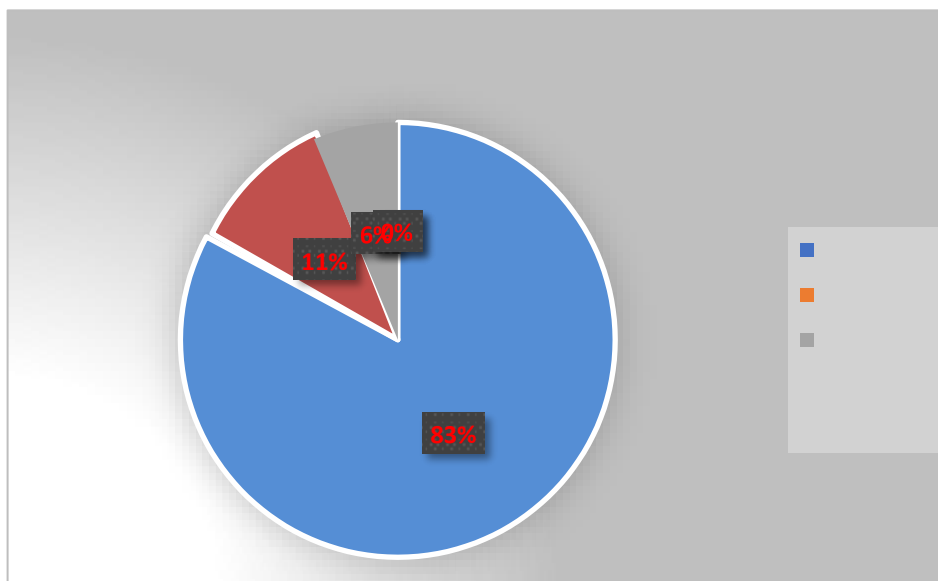
12. Are course outcomes and program outcomes communicated by teachers?

1	Every time	1529
2	Usually	48
3	Occasionally	0
4	Rarely	0
5	Never	0



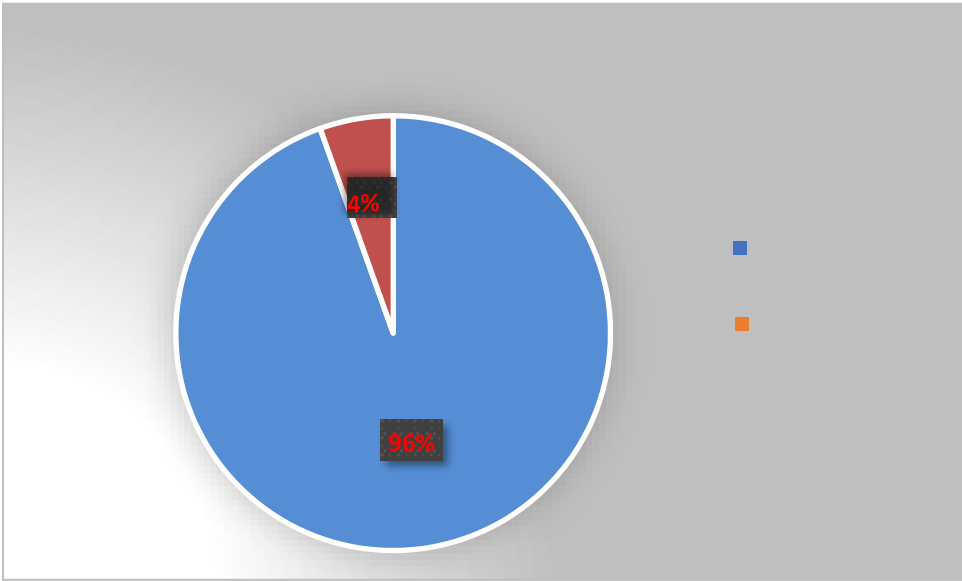
13. Does your mentor guide you on your assigned task?

1	Always	1308
2	Usually	174
3	Occasionally	95
4	Rarely	0
5	Never	0



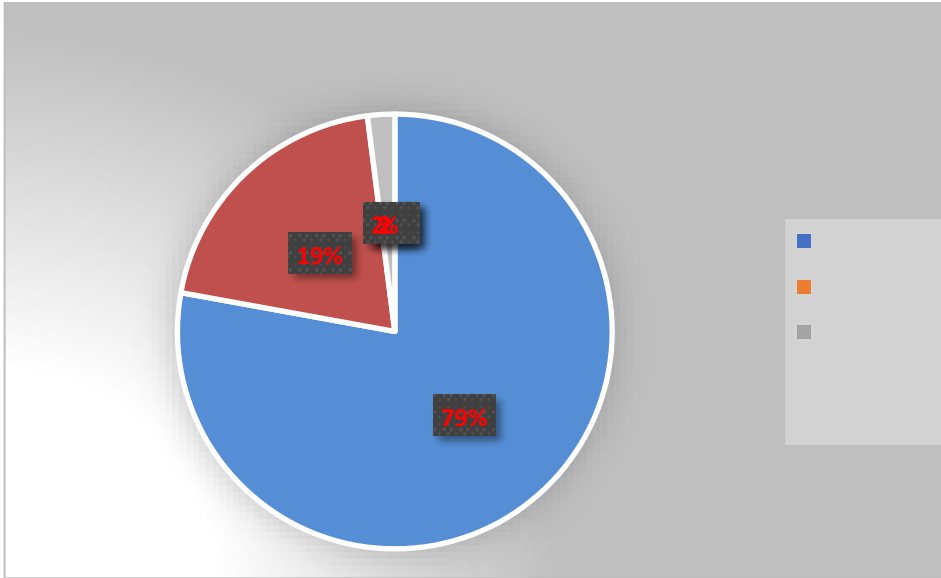
14. Are the concepts illustrated by the teachers through examples and applications?

1	Every time	1514
2	Usually	63
3	Occasionally	0
4	Rarely	0
5	Never	0



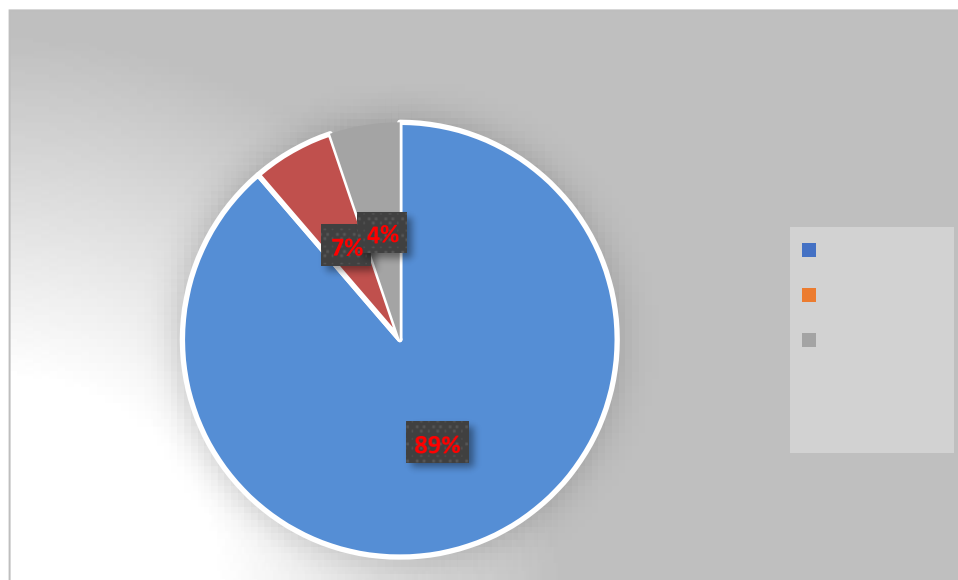
15. Do teachers motivate you on your strengths and provide you with the right level of challenges?

1	Everytime	1247
2	Usually	299
3	Occasionally	31
4	Rarely	0
5	Never	0



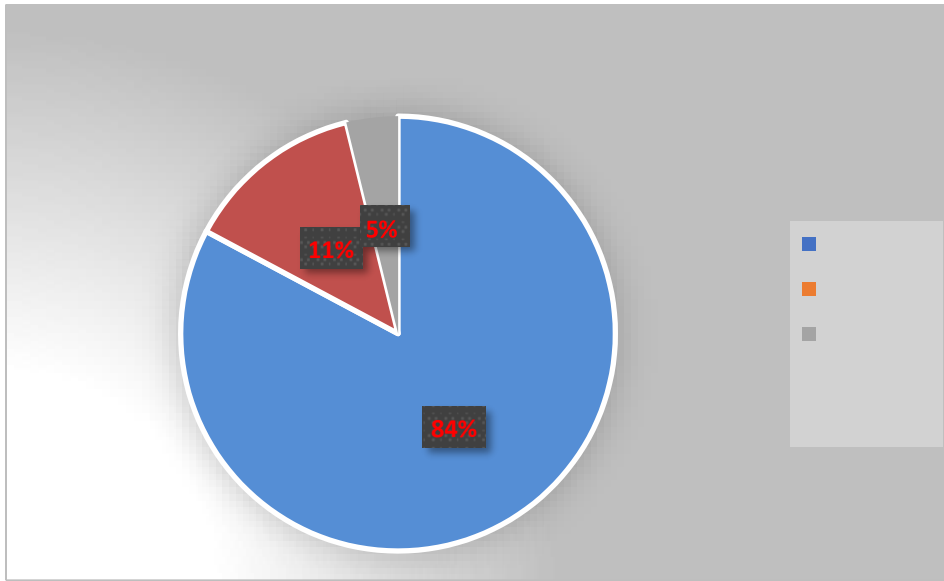
16. Do teachers identify your weaknesses and help you in overcoming them?

1	Every time	1404
2	Usually	110
3	Occasionally	63
4	Rarely	0
5	Never	0



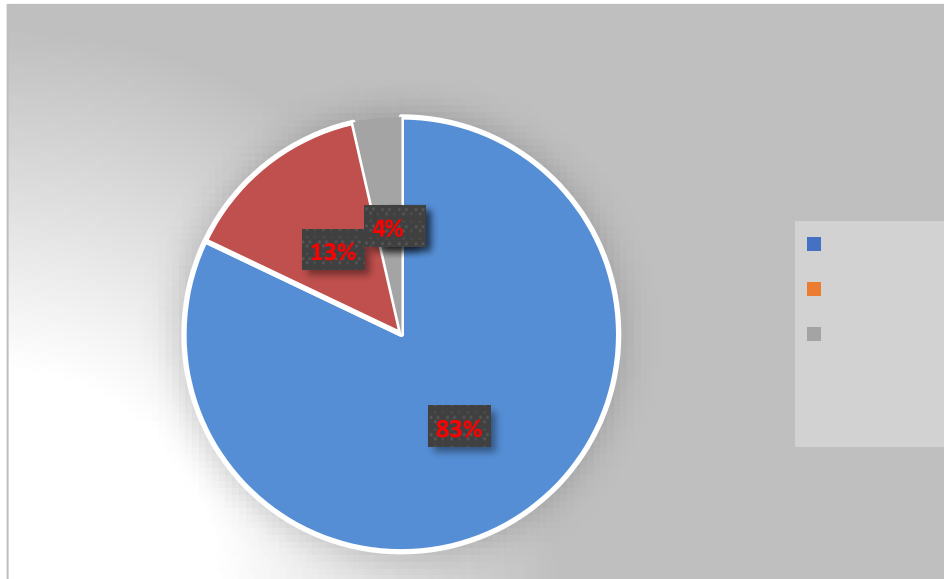
17. Is your active participation in the monitoring, review and improvement of the quality of the teaching process initiated by the institution?

1	Significantly	1324
2	Very well	174
3	Moderately	79
4	Marginally	0
5	Not at all	0



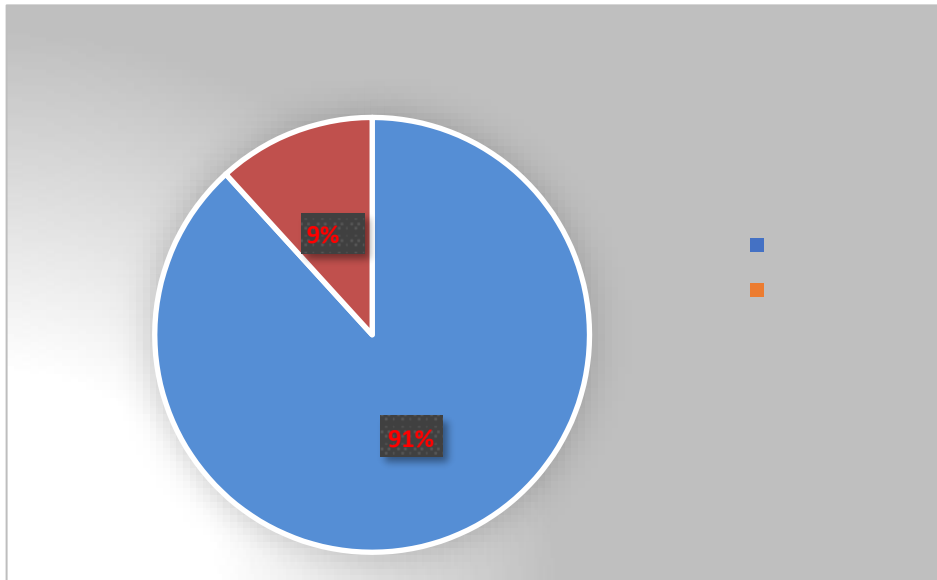
18. Are the student centric methods, such as experiential learning, participative learning and problem solving methodologies being used by teachers?

1	Wholly	1308
2	Agreeably	206
3	Partially	63
4	Moderately	0
5	Negligibly	0



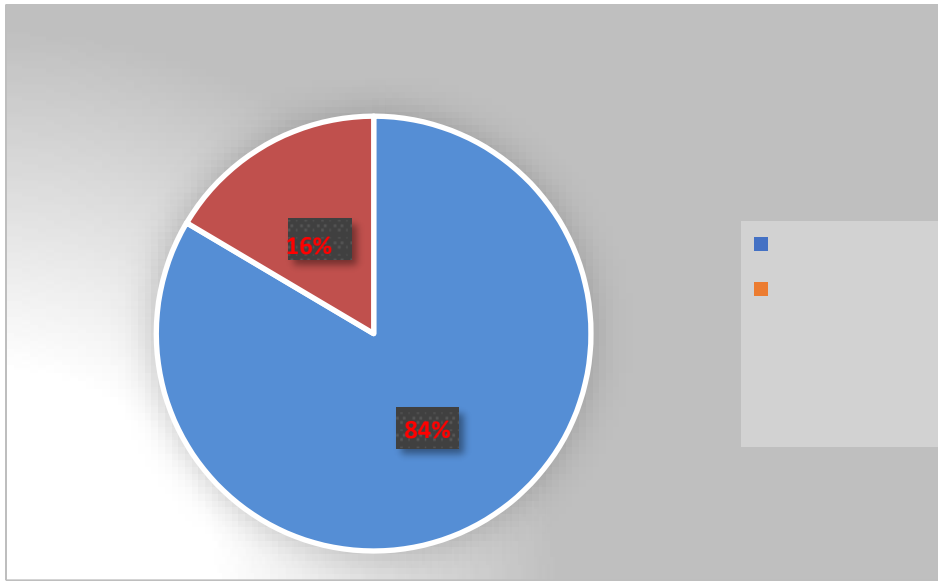
19. Are you encouraged by your mentor to participate in extra – curricular activities?

1	Strongly Agree	1435
2	Agree	142
3	Neutral	0
4	Disagree	0
5	Strongly Disagree	0



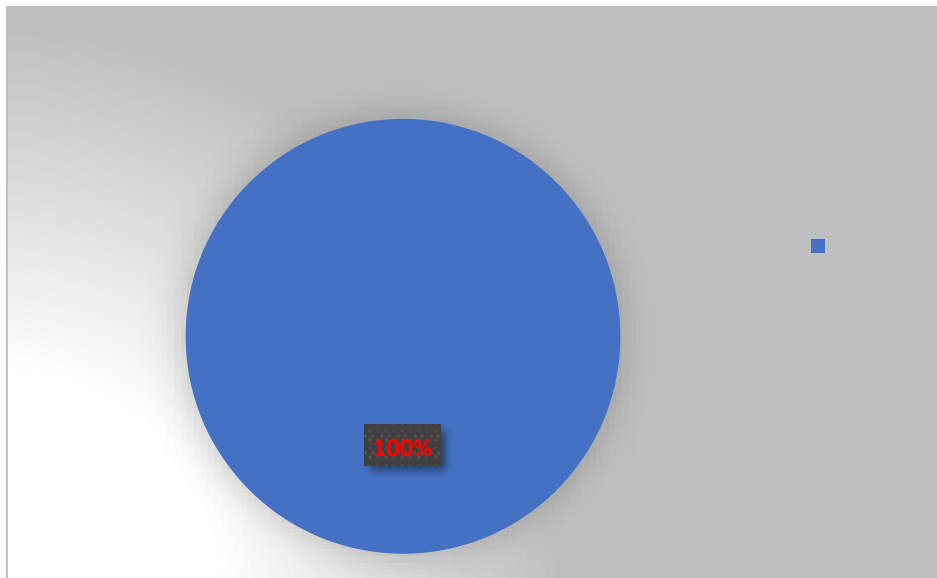
20. Do the teachers make an effort to inculcate soft skills, life skills to help you succeed?

1	To a great extent	1324
2	Moderate	253
3	Some what	0
4	Very little	0
5	Not at all	0



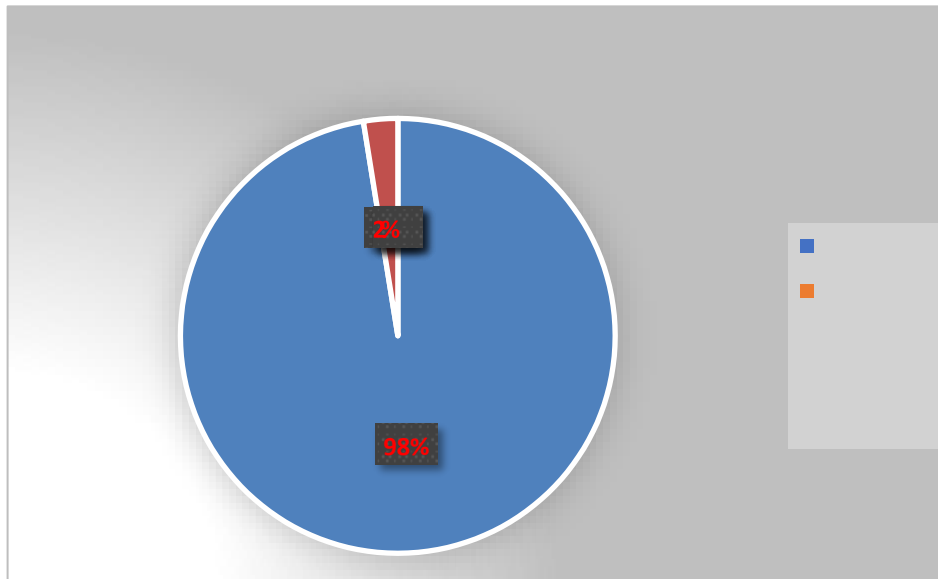
21. What percentage of teachers use ICT tools such as Smart Board, multimedia, etc while teaching?

1	100%	1715
2	80 to 100%	0
3	50 to 80%	0
4	40 to 50%	0
5	Below 40%	0



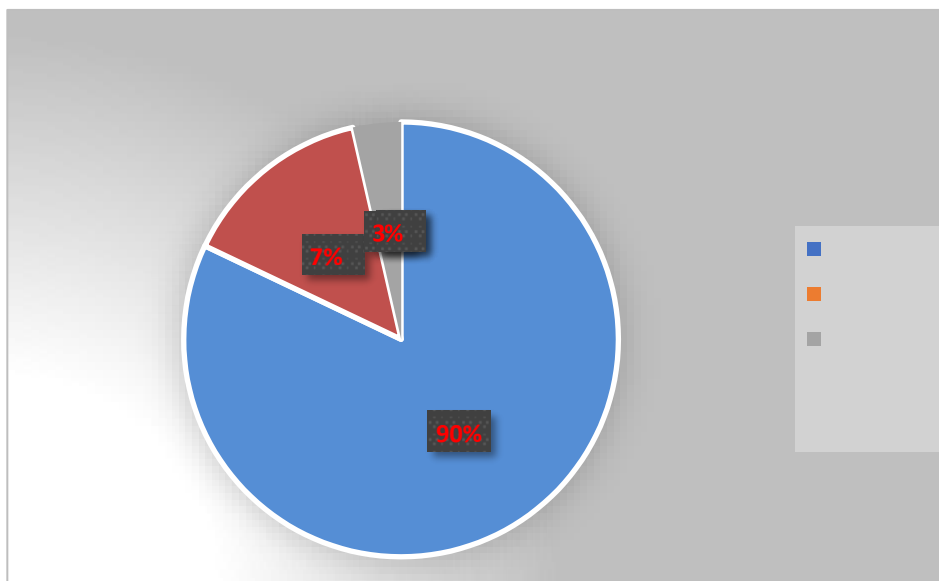
22. Is the Overall quality of teaching learning process in your institution very good?

1	Every time	1545
2	Usually	32
3	Occasionally	0
4	Rarely	0
5	Never	0



23. Is value Added Program is helpful for the students

1	Strongly Agree	1419
2	Agree	111
3	Partially	47
4	Disagree	0
5	Strongly Disagree	0



24. Students' observations/suggestions to improve the overall teaching – learning experience in your institution

Key findings from the survey

1. A high percentage of students (92%) expressed complete satisfaction over the quality of Teaching Learning in our college.
2. A hands-on training session (Value Added Program) and implementation in concerned course helps to improve the student knowledge in real-time.
3. Students have expressed overall satisfaction regarding the syllabus completion and laboratory experiments, and fairness of internal evaluation, mentorship programs, skill development programs run by the college.
4. Students appreciated teaching and implementation of learning outcome-based curriculum which includes continuous evaluation and assessment of students throughout the semester.

5. Students have also acknowledged Hands on Sessions and interdisciplinary learning programs, NSS Camps, organization of various seminars. This has helped students in learning other subjects/practical, which were beyond their prescribed curriculum.
6. Students have more exposure in cultural and self-motivated event platform for improving their confidence

Recommendations

The SSS has also pointed out few grey areas where the college/ teachers/ departments do have scope for enhancement in quality of education. They are as follows:

1. A good number of students suggested the institution a mechanism to do an entire SWOT analysis of each student both on the curricular and extra curricular grounds. They emphasized that it will have an opportunity for them to understand the most relevant industry for them to work in and also to regularly check how industry ready they are.
2. Students also suggested the institution to take a more interdisciplinary approach to make them all-rounders so that they could be flexible enough to perform multi functions in their work arena in the future.