



**NEW HORIZON
COLLEGE - MARATHALLI**



Affiliated to Bangalore North University, Approved by Government of Karnataka

Accredited by NAAC with 'A' Grade, Recognized under section 2(f) of the UGC Act, 1956

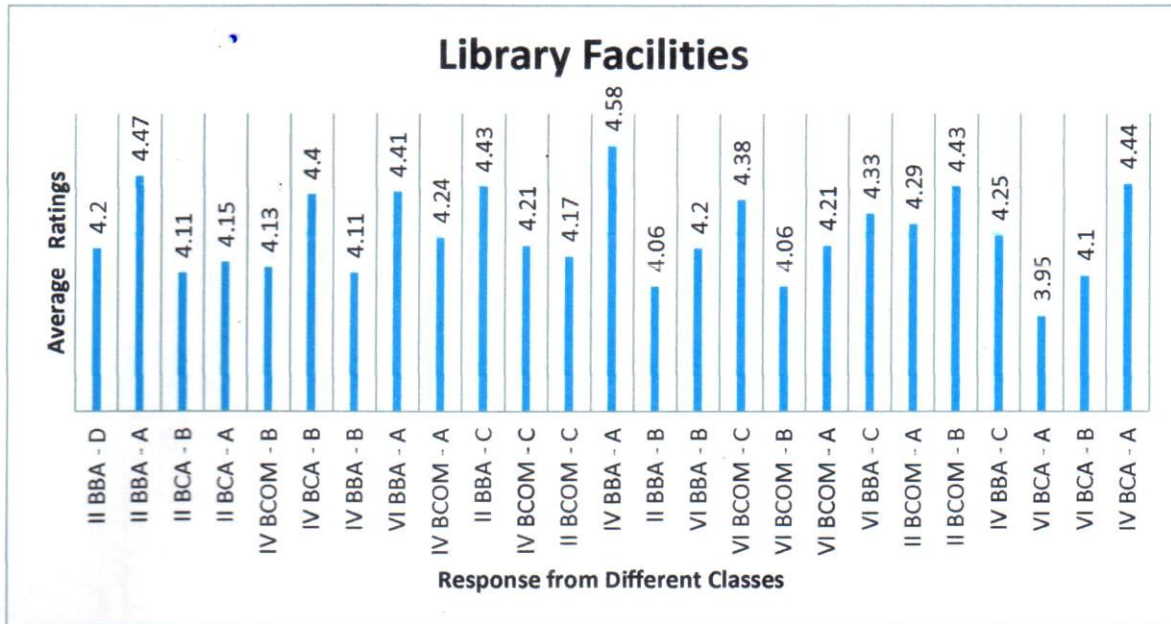
The Trust is a Recipient of Prestigious Rajyotsava State Award 2012 Conferred by Government of Karnataka

Student Feedback Analysis

Students are the most important stakeholders of any education institution. They are the ones utilizing the infrastructural facility and therefore, participation from the students in the feedback plays a key role. To strengthen the quality of the learning environment, we believe in providing the best possible facilities and modern infrastructure. The input on the same was taken from the students in the form the below mentioned questions.

- Q1 Library Facilities
- Q2 Placement Support Provided
- Q3 Canteen Facilities
- Q4 Lab Facilities
- Q5 Cyber Lab Facility
- Q6 Classroom Infrastructure
- Q7 Extra- Curricular activities at college
- Q8 Responsiveness of college admin office
- Q9 Responsiveness of exam office
- Q10 Responsiveness of accounts office
- Q11 Transport Facilities of the college
- Q12 Toilet facilities and maintenance
- Q13 Hostel Facility
- Q14 Sports Facility
- Q15 Any other Comment (Max 500 Characters)

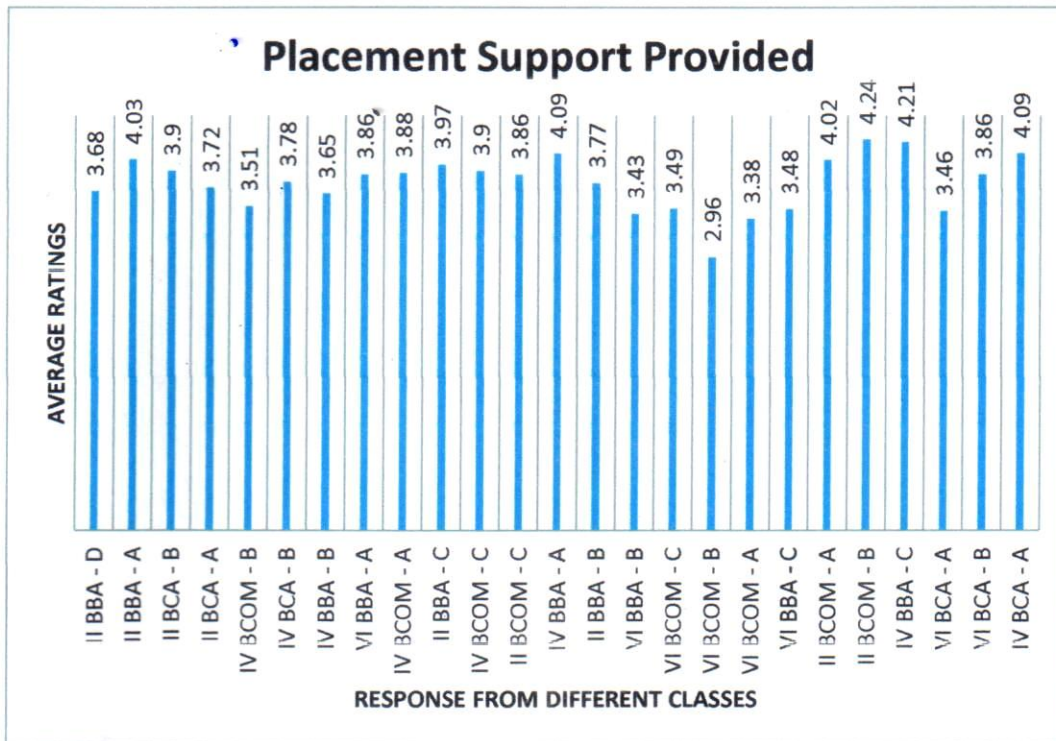
Q1- Library Facilities



Out of around 1301 responses collected from the students, the committee analysed the results and following are the findings:

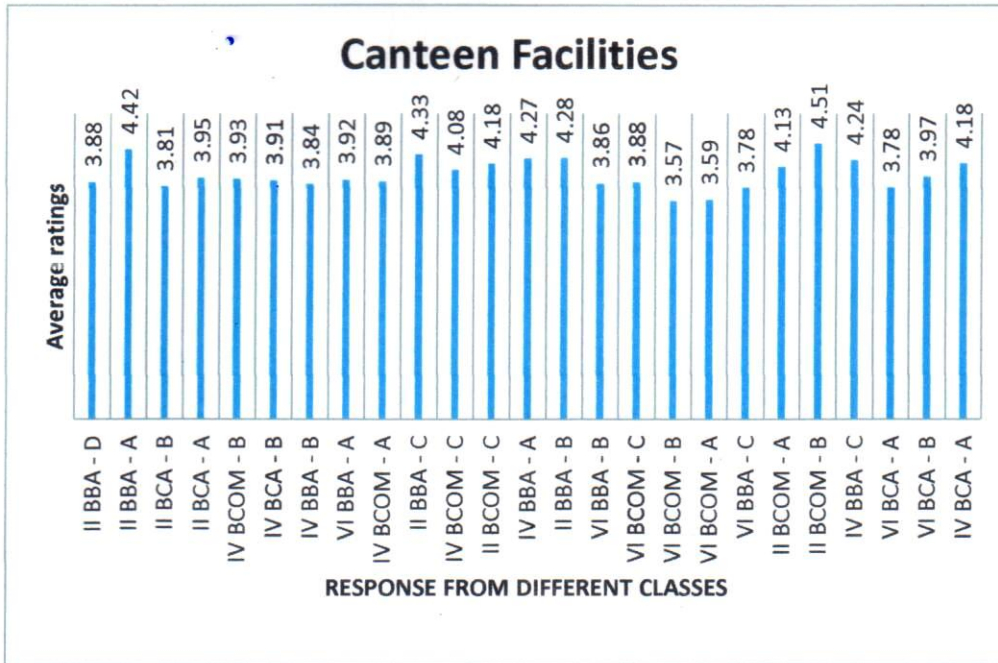
Out of 25 different classes and subsections, 96% have given the average rating of above 4 on a scale of 5 to the library facility which means only 4 % students have given the average rating of 3.96. To cover this gap, the areas of improvement recommended by the committee is to add more physical and e-books from different authors to give better perspective on the different subjects to the students.

Q2- Placement Support Provided



Out of 25 different classes and subsections, 96% have given the average rating of above 3.5 on a scale of 5 to the Placement support provided which means only 4 % students have given the average rating of 2.96. 24% have given the average rating of above 4 on scale of 5. This data of placement support feedback belongs to the duration when Covid has caused a major economic shock to the corporate sector. The areas of improvements were discussed and committee recommended including more value-added programs to make our students 'job-ready'.

Q-3 Canteen Facilities

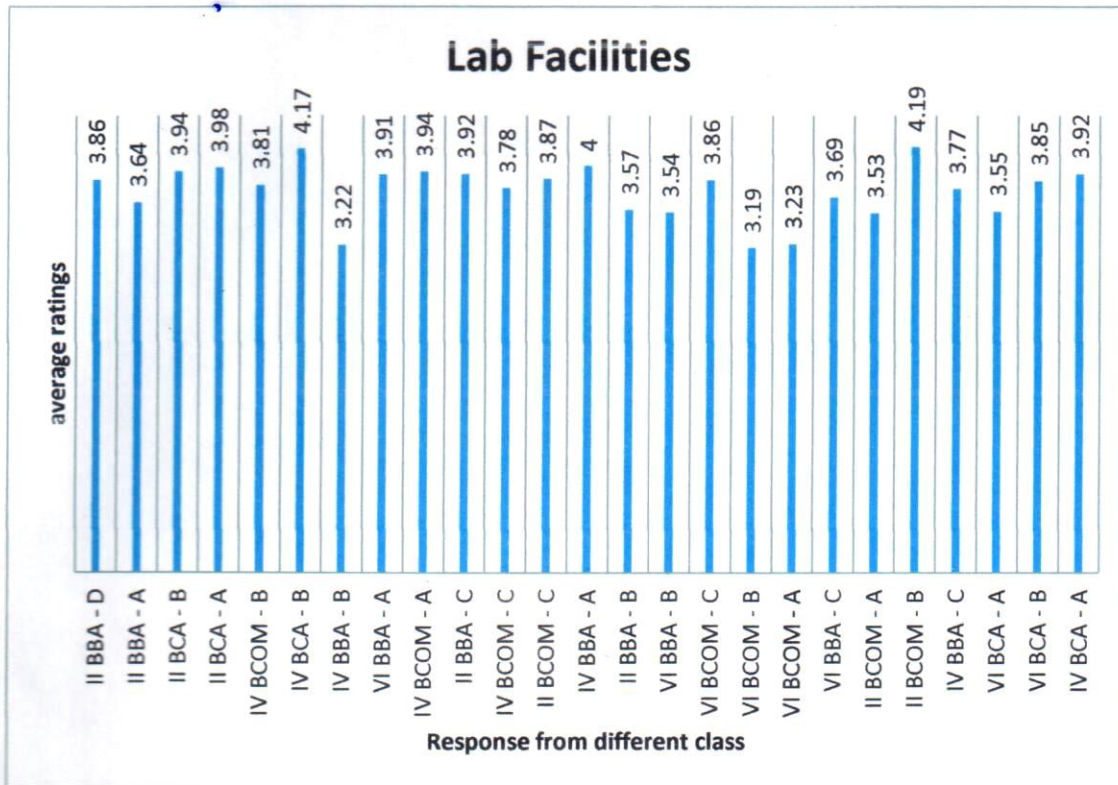


Out of 25 different classes and subsections, 92% have given the average rating of above 3.7 on a scale of 5 to the Canteen Facilities provided which means only 8% students have given the average rating of 3.6 on a scale of 5.

40% have given the average rating of above 4 on scale of 5.

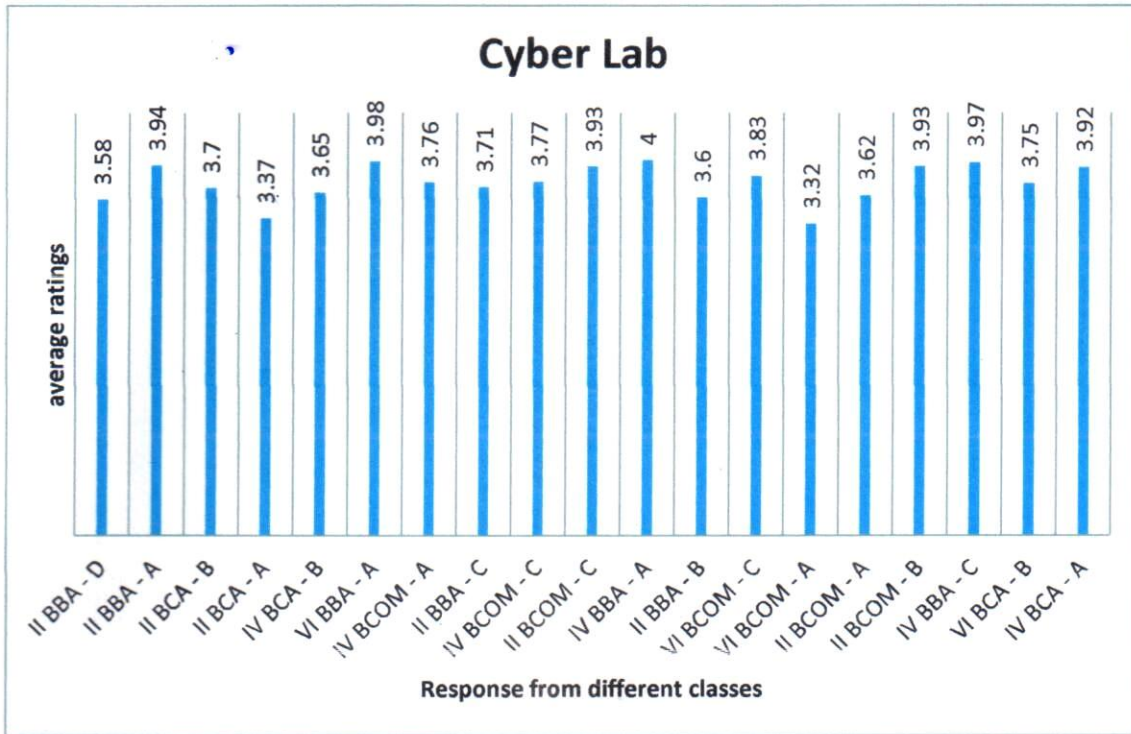
The areas of improvements were discussed and committee recommended to include healthy and green choices to the menu. It was decided to pay more focus on creating a welcoming environment by keeping the furniture clean and sanitized.

Q-4 Lab Facilities



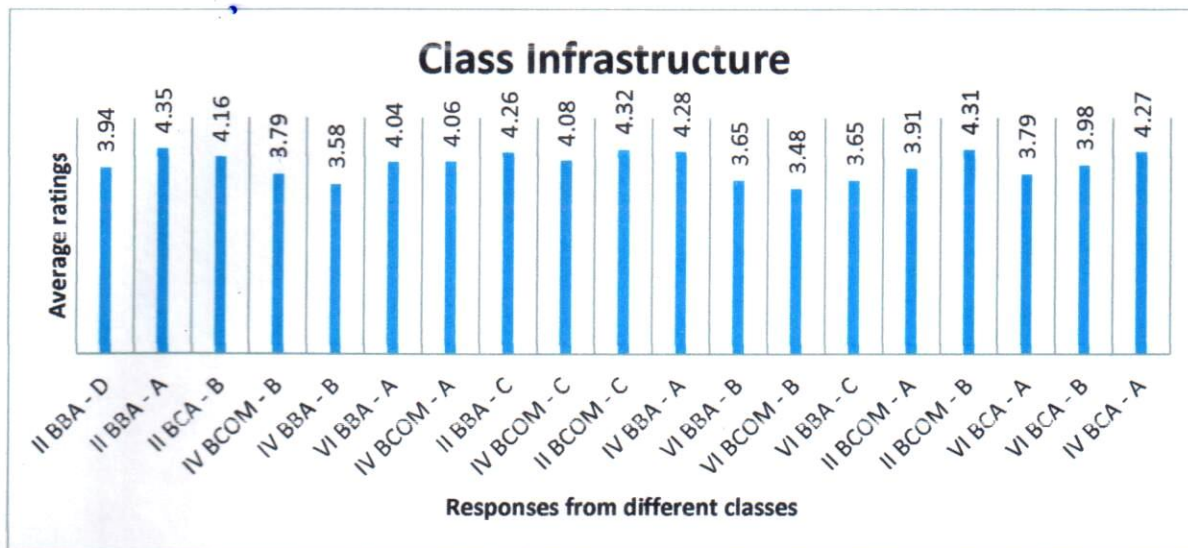
Out of 25 different classes and subsections, 88% have given the average rating of above 3.5 on a scale of 5 to the Lab Facilities whereas 64% have given the average rating of above 3.7 on scale of 5. The areas of improvements were discussed and committee recommended to update the software in the computer labs.

Q5 Cyber LAB



Out of 25 different classes and subsections, 88% have given the average rating of above 3.5 on a scale of 5 to the Cyber Lab Facilities whereas 52% have given the rating of 3.7 on a scale of 5. The areas of improvements were discussed and committee suggested that the latest and robust anti-virus software's and various privacy features should be installed.

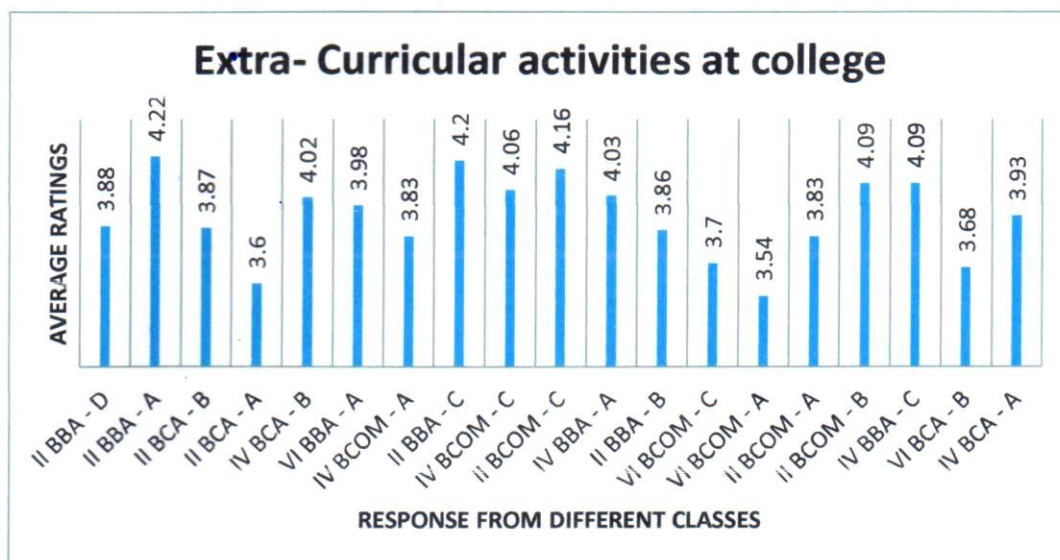
Q6 Class Infrastructure



Out of 25 different classes and subsections, 96% have given the average rating of above 3.5 on a scale of 5 to the Class Infrastructure whereas 80% have given the average rating of above 3.7 on scale of 5.

Since there is strong evidence that high quality infrastructure facilitates better instruction and improves student's learning outcome. The areas of improvements were discussed and recommendations of the committee were duly implemented.

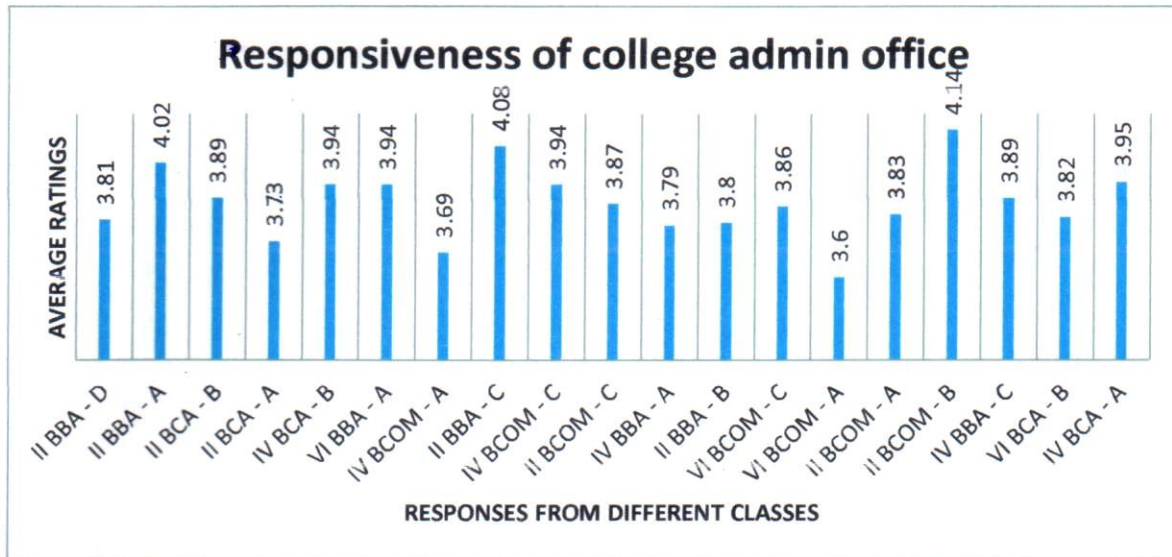
Q7) Extra- Curricular Activities at college



Out of 25 different classes and subsections, 92% have given the average rating of above 3.5 on a scale of 5 to extra-curricular activities at college whereas 64% have given the average rating of above 3.7 on scale of 5.

Extra-curricular activities at college initially may seem like a hobby but in reality, helps in developing different skills like leadership and team work etc in the students. Therefore, the areas of improvements were discussed and recommendations of the committee were duly implemented.

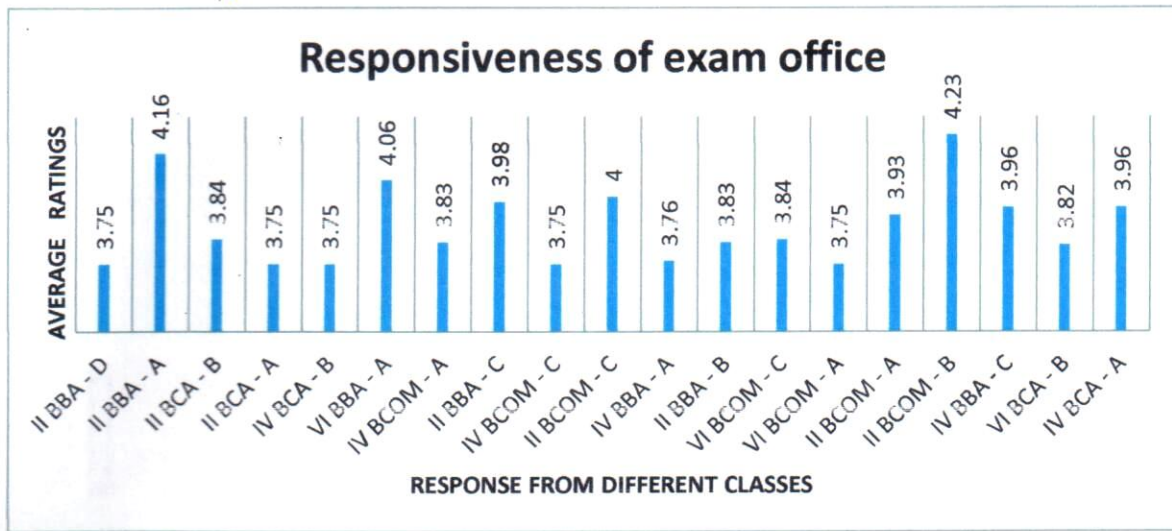
Q8) Responsiveness of college administrative office



Out of 25 different classes and subsections, 88% have given the average rating of above 3.5 on a scale of 5 to extra-curricular activities at college whereas 72% have given the average rating of above 3.7 on scale of 5.

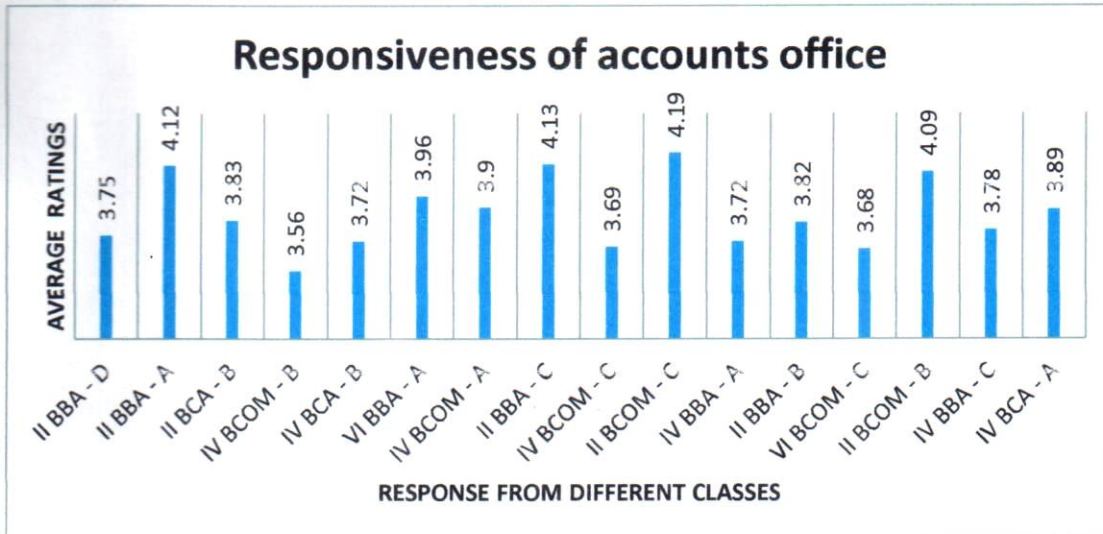
College admin office plays a key role in running the institute successfully. Therefore, the areas of improvements were discussed and recommendations of the committee were duly implemented.

Q9) Responsiveness of Exam Office



Out of 25 different classes and subsections, 92% have given the average rating of above 3.5 on a scale of 5 to extra-curricular activities at college whereas 76% have given the average rating of above 3.7 on scale of 5. The areas of improvements were discussed and recommendations of the committee were duly implemented.

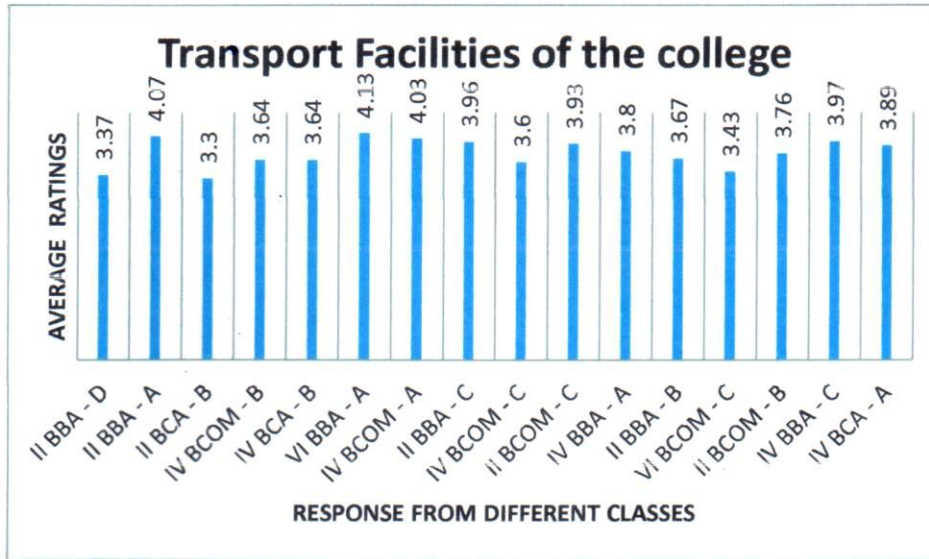
Q10) Responsiveness of Accounts office



Out of 25 different classes and subsections, 84% have given the average rating of above 3.5 on a scale of 5 to extra-curricular activities at college whereas 68% have given the average rating of above 3.7 on scale of 5.

Accounts Office plays a key role in running the institute successfully. Therefore, the areas of improvements were discussed and recommendations of the committee were duly implemented.

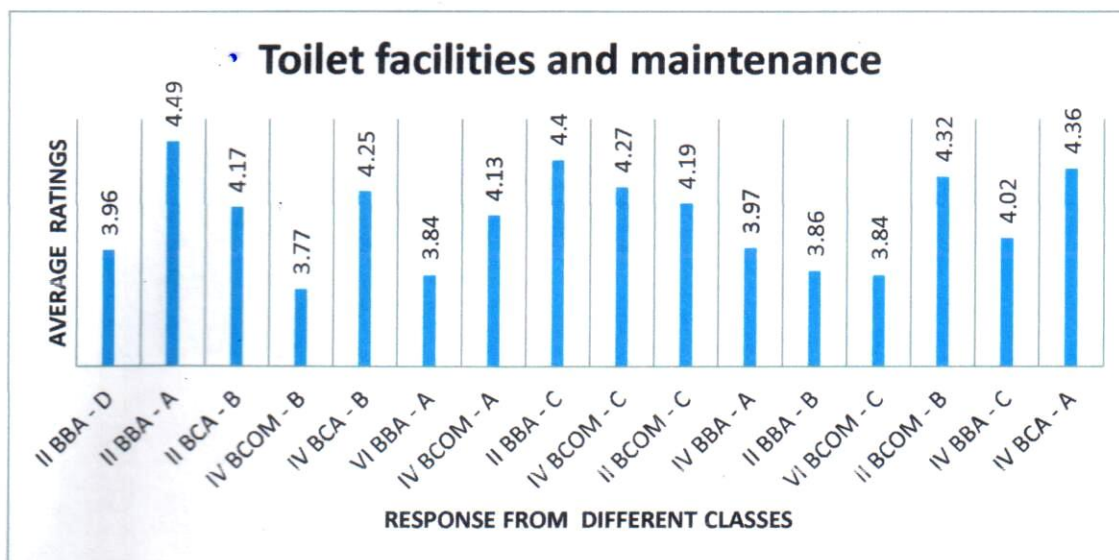
Q11) Transport Facilities



Out of 25 different classes and subsections, 96% have given the average rating of above 3.5 on a scale of 5 to extra-curricular activities at college whereas 44% have given the average rating of above 3.7 on scale of 5.

Transport Facilities plays a key role in making the students and teachers reach to college in time. It also is a greener and sustainable way to commute every day. Therefore, the areas of improvements were discussed to increase the number of students using the college transport and recommendations of the committee were duly implemented.

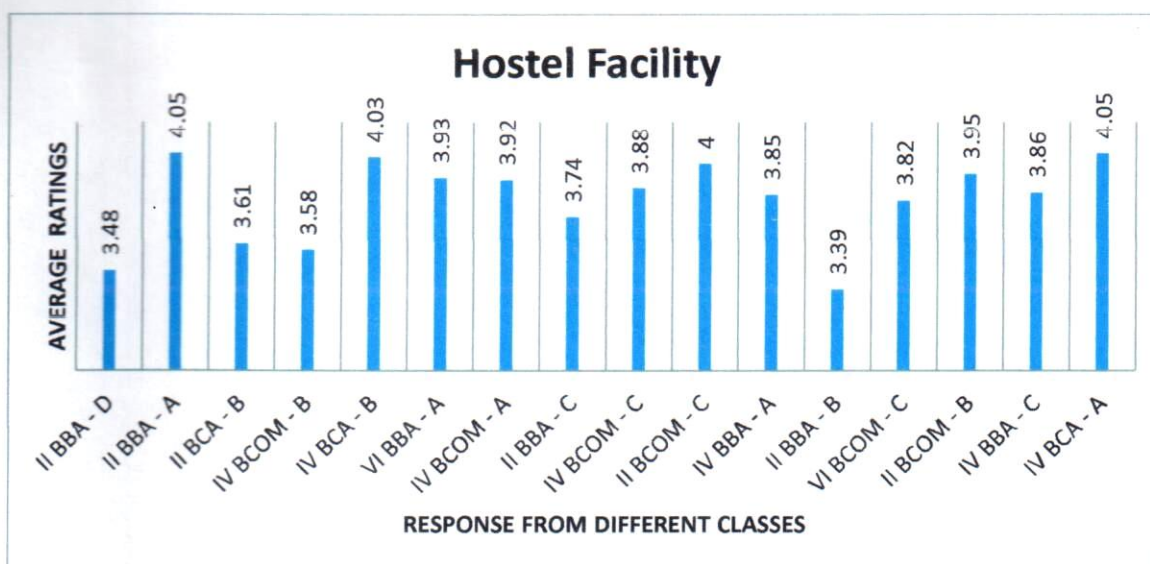
Q12) Toilet Facilities and Maintenance



Out of 25 different classes and subsections, 96% have given the average rating of above 3.5 on a scale of 5 to extra-curricular activities at college which means only 4% have given the rating of 3.5 on a scale of 5.

Toilet Facilities and maintenance are important in maintaining the good health of the students and staff. Therefore, the areas of improvements were discussed and recommendations of the committee were duly implemented.

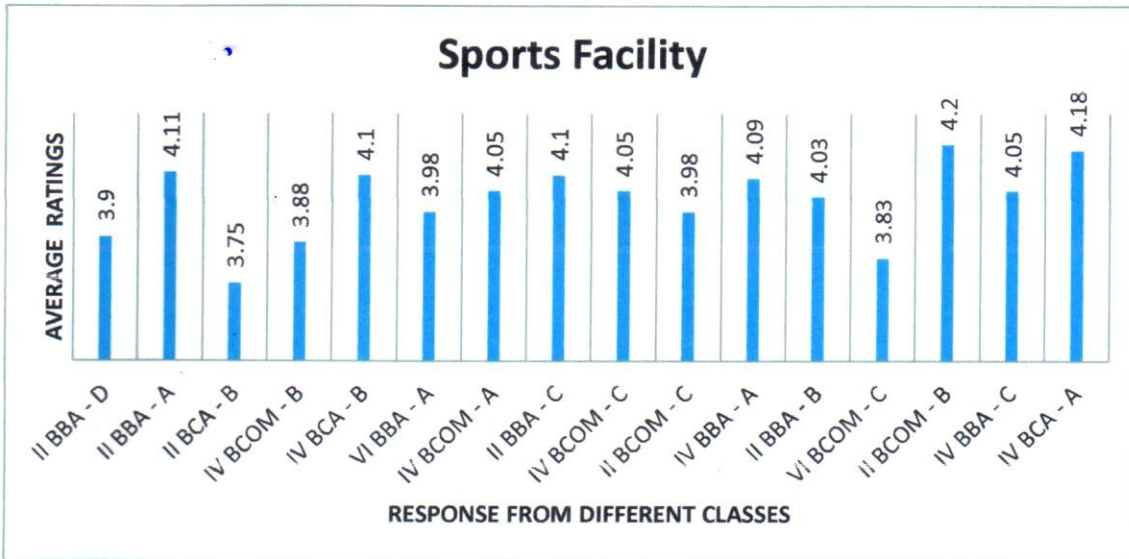
13) Hostel Facility



Out of 25 different classes and subsections, 72% have given the average rating of above 3.5 on a scale of 5 to extra-curricular activities at college whereas 52% have given the average rating of above 3.7 on scale of 5.

The areas of improvements on hostel facilities were discussed and recommendations of the committee were duly implemented.

Q14) Sports Facility



Out of 25 different classes and subsections, 100% have given the average rating of above 3.5 on a scale of 5 to extra-curricular activities at college whereas 64% have given the average rating of above 3.7 on scale of 5.

The areas of improvements in sports facilities were discussed and recommendations of the committee were duly implemented.


Principal
NEW HORIZON COLLEGE
Ring Road, Kadubisanahalli
Bellandur Post. Near Marathalli
Bangalore 560 103